

2

1

30

5000

4%-6%

9%-11%

2%-3%

50%

2016-2020

2020

2015

10%

25%

5,000

1

2016 2

2014

GB/T24001-2004/ISO14001 2004

GB/T19001-2008/ISO9001 2008 GB/T50430-2007

a) 3

	- .3	- .2	%	- .1
	.-)314)-15)314 0	.-)110)434)3 1 33	. 62	6)456)-3)64 .4
	3)-4-)43.)5. - 2-	4) -2)004)1-. 24	. 2 42	3)552)446)535 55
	.-6)240).0- 5-	.6.)26-)264 64	1 5.	33)2.-)6-5 2
	61)-0.)66. 01	.32)1-)354 55	10 .2	.3)01.)21 41
	0)43.)523)365 14	0)20) .4)43. 45	3 2-	0)04-)54.)0 2 65
	511) 12) 3 -3	131)353)013 .2	5. 35	..3)525)64- 13
	- -4 2	- . 35	1 5	- .534
	- -4 2	- . 35	1 5	- .534
	0 --	2 22	22	.- 12

b)

	1-3	4-6	7-9	10-12

	1,390,928,801.28	1,210,980,543.17	1,351,706,841.72	2,117,145,624.33
	33,637,641.27	61,038,401.55	41,525,999.86	-26,628,911.88
	28,807,790.79	58,346,938.94	37,508,920.14	-30,631,658.53
	-155,872,971.55	334,941,303.20	61,464,723.60	603,712,206.81

a)

10

7

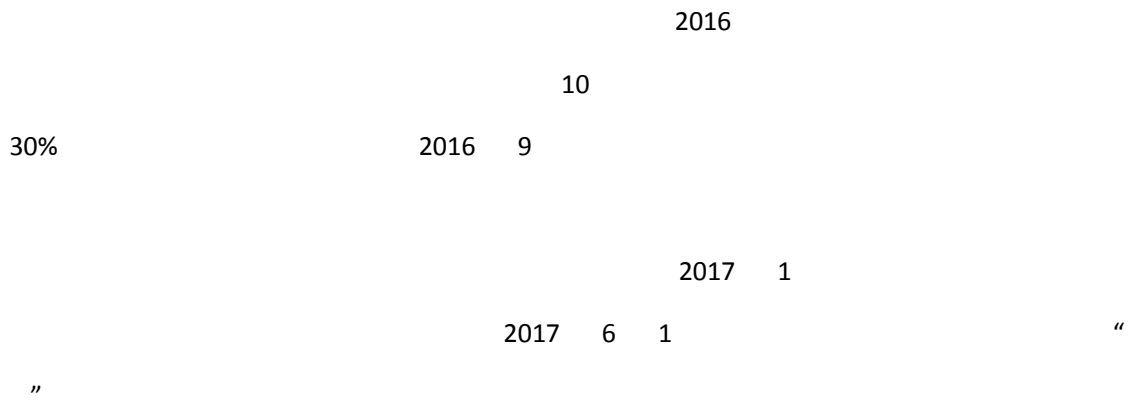
					.0) 422	
					.0-) 0-	
					-	
					-	
.-						
			%			
	-	032)-36)3-1	1 .4	-		03)13-)---
	01)6--)645	10)45).2	6-	-		
	.6)0-5)-	.6)0-5)-	. 5	-		
.2						
	.3)-52) 66	.4)-52) 66	. .0	-		
	.0)5-2)5--	.0)5-2)5--	- 6.	-		

	-	..)2.6)423	- 43	-		
	.-)201)- 0	.-)201)- 0	- 4-	-		
	6)-01) 0 .-					

EBITDA	0.0451	0.065	-1.99
	2.11	2.26	-6.62

70.04	26.38%	2015	37.23%
	60.71	15.74%	51.95
			8.43%
			1.10
	42.81%		
1			
	70.04	26.38%	313
Ä	13.41%		


a



”



b



BIM

2

43 15 40

QC 3 QC 7 8

2

2 12

10

2

3

8

20 10

4- -1 3- 4.

. .- 2. 62

			7 7
	3)-4-)43.)5.- 2-	4) -2)004)1-. 24	.2 42
	2).30)44-)144 2-	3)-..)12-)222 3	.1 .-
	.06)- 0).5- 00	.0.)221)301 5	2 35
	04) 1)034 0.	13-)612)5 36	.6 1
	. 5)6.0)-30 2	.25)2-6)325 -4	.5 34
	511) 12) 3 -3	131)353)013 .2	5. 35
	13-)252) 61 00	005)40)35 34	02 64
	-3)16.)2 56	24)1-1)435 45	26 4.
	.0)6.2)5-2 02	2.)6-)615 3	.2 -5

.


v

□

%

:

:



	1,097,461,762.29	917,086,516.60	16.44	-15.82	-16.71	0.90
	501,449,491.78	420,902,236.99	16.06	-16.08	-16.90	0.84
	268,787,918.63	224,034,318.68	16.6%	-15.43	-15.29	0.13
	333,446,378.49	259,368,460.36	22.22	-57.65	-55.61	3.58
	354,172,763.39	295,806,259.53	16.48	-14.34	-1.31	11.03

%

√ □


				%	%	%
	51.95	53.44	0.11	-8.43	-6.83	-93.11
	35.42	39.17	0.71	-64.41	-64.36	-84.08

100%
2016 5

2016-020

‰

			(%)		(%)	(%)
		3,413,061,065.00	66.28	4,035,996,798.26	67.31	-15.43
		1,710,617,281.83	33.22	1,934,319,310.19	32.26	-11.56
		25,849,746.31	0.5	25,609,443.81	0.43	0.94
		-	-	-	-	-



	213,915,805.35
	213,915,805.35
%	3.52
	631
%	11.19

1

√ □

			%	
	844,245,262.06	464,686,346.15	81.68	
	-460,585,294.33	-338,732,682.67	-35.97	
	-206,491,522.89	-57,404,768.78	-259.71	

□ √

√ □

.

		%		%	%	
	133,503,368.59	1.25	97,566,044.62	0.93	36.83	
	234,538,131.35	2.20	385,942,297.48	3.70	-39.23	
	611,399,947.97	5.74	67,591,007.69	0.65	804.56	? ^ è ¶ Ž ½

	110,112,002.32	1.03	176,175,416.36	1.69	-37.50	
	300,000,000.00	2.82	180,327,270.00	1.73	66.36	
	182,809,734.17	1.72	123,527,789.37	1.18	47.99	
	1,703,089.50	0.02	5,302,984.76	0.05	-67.88	
	-	-	180,000,000.00	1.72	-100.00	
	131,537,785.97	1.24	-12,848,419.96	-0.12	1,123.77	

√
2016 35,491.67 ,

0
 √

√
, , :

·
√

	183					183
	391,109.41					391,109.41

√

	174	9	183
	365,774.27	25,335.14	391,109.41

v

	408				408
	1,477,177.74				1,477,177.74

v

	389	19	408
	1,334,032.59	143,145.15	1,477,177.74

0

v

		35,000.00	669	50.75%	957.33	17,094.65	874.90	15,622.80
		32,328.65	455	85.48%	4,570.87	25,888.03	3,885.24	22,004.83
A B		38,536.92	420	55.42%	15,594.69	20,585.92	15,515.15	20,480.93

		19,656 .50	592	21.61%	4,124.87	4,124.87	3,643.91	3,643.91
		16,102 .46	225	89.01%	12,912.08	12,912.08	10,558.21	10,558.21
		12,100 .00	942	93.52%	6,316.19	10,165.14	4,952.52	7,970.49
		12,954 .44	730	33.59%	3,719.84	3,719.84	2,866.14	2,866.14

		1	27,676.58
		1	545.01
		1	994.83
		28	168,480.29

2

v

	1,505,884.60	305,041.11	1,359.89	1,458,780.74	350,785.08

3

v

1

2

a

	1,269,859,734.17
	600,000,000.00
	1,869,859,734.17

:

b

	2017	2018	2020	5	
	1,087,050,000.00	182,809,734.17			1,269,859,734.17
			600,000,000.00		600,000,000.00
				50,000,000.00	50,000,000.00
	1,087,050,000.00	182,809,734.17	600,000,000.00	50,000,000.00	1,919,859,734.17

a

5%- 10%

b

1.2%

			3900	82,998.94	33,491.81	5,771.54
			1692.8	65,431.75	34,327.72	4,298.11
			900	79,566.05	23,365.48	1,447.87
			2,500	120,247.96	45,018.72	1,190.76
			20,000	38,734.98	14,468.45	-1,324.90

40%

15%

“

”

“

”

b

2017

“

8000

1.8

15

5076

”

“

”

“

”

2

2015

1

400

1

2017

“

”

2017

2017

100

2017

2017

1 2017

“

2

3

4

5

6

7

8

9

10

1

2

" " " "

3

" "

4

5

" "

-.3 . 0.

.

0

1

2

3

4

5

6

.-

.. P D MLOB G DDL D P BBI P OR@ ROB M B I A

.

.0 M @)I

.1

.2 @ I M

.3

.4

.5

.6

- P R IA DP @LJM I J BA

.

0

1

2

3

4

5

6

0-

0.

0

00

01

02

03

04

05

06

1-

1.

1

10

11